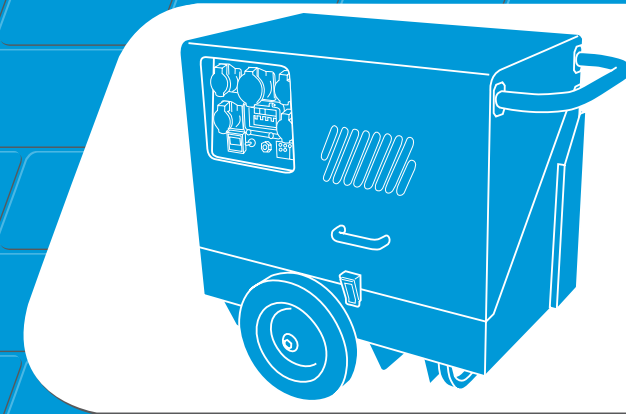


# HSS Hire



## 6kVA Silenced Diesel Generator

A wheel mounted generator, delivering 6kVA of power in 230V or 115V. Fitted with an electric start engine.



Code 41506

### GETTING STARTED

It is essential to familiarise yourself with all controls before starting.

With the machine on firm level ground, open the engine compartment cover and check fuel and oil levels (see EQUIPMENT CARE).

If appropriate, have a qualified electrician connect the generator's earth terminal (labelled with a sticker marked 'PE') to a suitable earthing point using suitable cable.

Disconnect any cables to the generator and set the generator's voltage selector switch to the central (OFF) position.

To start the generator, open the fuel tap, turn the ignition key clockwise through 'ON' to 'START' until the engine starts, then return the key to the 'ON' position.

To stop the generator, turn the key to the 'OFF' position.

### BASIC TECHNIQUES

The generator can supply either 115V or 230V, it is unable to supply both at the same time.

Connect up the equipment you want to power using suitable cables and plugs, making sure their switches are OFF.

Finally, select the voltage required by moving the voltage selector switch to either 115V or 230V.

### Power Limits

Never overloaded the generator. To calculate the running load, add up the power ratings of everything to be connected to it in kilowatts 1kW (kilowatt) = 1000 W (Watts). Depending on the equipment being powered this should be between half and two-thirds the generator's kVA rating but, if in doubt, ask your local HSS Hire for advice.

### EQUIPMENT CARE

Never push the equipment beyond its design limits. If it will not do what you want with reasonable ease assume you have the wrong size generator for the job. Ask your local HSS Hire for advice.

Keep the equipment clean. You will find this less of a chore if you clean up regularly rather than wait until the end of the hire.

When not in use, store the equipment somewhere clean, dry and safe from thieves.

Regularly check the fuel level and top up as necessary with clean, fresh diesel.

Regularly check the oil level - when the engine is cold and on level ground. Withdraw the dipstick, wipe it clean, then replace it, remove it a second time and verify that the oil level is between the min and max lines,

top up as necessary.

Suitable oils are available on sale or return from your local HSS Hire.

### FINISHING OFF

Switch OFF all equipment powered by the generator.

Move the generator's voltage selector switch to the central position (OFF) and disconnect all the plugs connected to it.

Turn the ignition key to 'OFF' and wait for the engine to stop then close the fuel tap.

Give the unit a final clean, ready for return to your local HSS Hire.



### ... have you been trained

The law requires that personnel using this type of equipment must be competent and qualified to do so. Training is available at HSS Training Solutions  
0845 766 7799

### ...any comments?

If you have any suggestions to enable us to improve the information within this guide please e-mail your comments or write to the Safety Guide Manager at the address below  
e-mail: [safety@hss.com](mailto:safety@hss.com)

©HSS Hire Service Group Ltd 2007 No. 415/02

Group Office: 25 Willow Lane, Mitcham, Surrey CR4 4TS

Web Site: <http://www.hss.com>

## GENERAL SAFETY

For advice on the safety and suitability of this equipment contact your local HSS Hire.



There is a serious risk of personal injury if you do not follow all instructions laid down in this guide.


The hirer has a responsibility to ensure that all necessary risk assessments have been completed prior to the use of this equipment.


This equipment should only be used by an operator who has been deemed competent to do so by his/her employer.


This equipment should be used by an able bodied, competent adult who has read and understood these instructions. Anyone with either a temporary or permanent disability, should seek expert advice before using it.

Keep children, animals and bystanders away from the work area. Cordon off a NO GO area using either cones, barriers or tape, available for hire from your local HSS Hire.

  Never use this equipment if you are ill, feeling tired, or under the influence of alcohol or drugs.

 This equipment generates potentially harmful noise levels. To comply with health and safety at work regulations, ear defenders must be worn by everyone in the vicinity.

 Wear practical, protective clothing, gloves and footwear. Avoid loose garments and jewellery that could catch in moving parts, tie back long hair.

 This equipment is heavy, never attempt to lift it on your own, always get help.

Ensure the work area is well lit and ventilated, if in doubt, ask about lighting and ventilation equipment at your local HSS Hire.

Do not work near flammable gases or liquids, petrol or paint thinner fumes for example. Keep combustible materials at a safe distance - at least 5m.

Make sure you know how to switch this machine OFF before you switch it ON in case you get into difficulty.

Always switch the engine off and wait for moving parts to come to rest before making adjustments to it.

## Exhaust Danger

NEVER operate diesel engines indoors or in a confined space.

The exhaust contains gases that can kill.

## Fuel Safety

NEVER refuel while the engine is hot or running.

Never smoke or allow naked lights into the area while refuelling.

Never inhale fuel vapour.

ALWAYS mop up any spillage as quickly as possible, and change your clothes if you get fuel on yourself.

ALWAYS store fuel in a purpose-made sealed container, in a cool, safe place well away from the work area.

Engines, especially the exhausts, get very hot so switch OFF and allow to cool before touching them.

Make sure everyone is warned of what you are doing.

Check the condition of the equipment before use. If it shows signs of damage or excessive wear, return it to your local HSS Hire.

COSHH information sheets are available from your local HSS Hire.

## ELECTRICAL SAFETY

Keep the generator and other electrical equipment dry at all times, providing it with adequate shelter from the

weather. Operating in wet or very damp conditions can be dangerous.

If powering equipment that requires an earth, have a qualified electrician connect the generator's earth terminal to an earthing point.

Always turn OFF all electrical switches before making or breaking connections or servicing equipment powered by the generator.

And always turn OFF the generator's engine when not in use and before servicing the engine itself.

Never use a generator to power computers, and similar electronic equipment, unless you power them via a suitable surge protection device, available for hire from your local HSS Hire.

## Safety Cut-Outs

All HSS generators have circuit breakers that cut OFF the power if the electrics become overloaded (due to a fault in the generator or the equipment being powered by it).

If a circuit breaker trips, unplug everything, then reset the switch to restore the power.

Never start or stop the generator 'on load'. Always switch OFF and unplug all equipment powered by it.

Keep power supply cables and leads out of harm's way. Never trail them through water, over sharp edges or where they could trip someone.

