

LED Floodlights

For strong lighting over large areas.



Code 57114/57115/57122



... have you been trained

The law requires that personnel using this type of equipment must be competent and qualified to do so. Training is available at HSS Training Solutions 0845 766 7799

...any comments?

If you have any suggestions to enable us to improve the information within this guide please e-mail your comments or write to the Safety Guide Manager at the address below e-mail: safety@hss.com

©HSS Hire Service Group Ltd 2015 No. 379/01

Group Office: 25 Willow Lane, Mitcham, Surrey CR4 4TS

Web Site: <http://www.hss.com>

GENERAL SAFETY

For advice on the safety and suitability of this equipment contact your local HSS Hire.



There is a serious risk of personal injury if you do not follow all instructions laid down in this guide.

The hirer has a responsibility to ensure that all necessary risk assessments have been completed prior to the use of this equipment.

This equipment should only be used by an operator who has been deemed competent to do so by his/her employer.

This equipment is designed to be used by an able bodied, competent adult who has read and understood these instructions. Anyone with either a temporary or permanent disability should seek expert advice before using it.

Keep children, animals and bystanders away from the work area. Cordon off a NO GO area using cones and either barriers or tape, available for hire from your local HSS Hire.

  Never use this equipment if you are ill, feeling tired, or under the influence of alcohol or drugs.

  Wear practical, protective clothing, gloves, and footwear.

Avoid loose garments and jewellery that could catch in moving parts, tie back long hair.

Do not work near flammable gases or liquids, petrol or paint thinner fumes for example. Keep combustible materials at a safe distance – at least 5m.

Make sure you know how to switch this equipment OFF before you switch it ON in case you get into difficulty.

Make sure you know how to operate this equipment safely and are aware of its limitations before you use it.

Check the equipment before use. If it shows signs of damage or excessive wear, return your local HSS Hire.

Make sure that everyone is warned of what you are doing.

When not in operation disconnect the switch cable from the socket.

ELECTRICAL SAFETY

LED floodlights must be provided with a suitable 110v supply, or powered from the mains via a suitable 110V transformer.

Extension leads must be fully unwound and loosely coiled, away from the work area. Never run them through water, over sharp edges or where they could trip someone.

If the equipment fails or gets damaged in any way, return it. Never try to repair it yourself.

Never carry or pull the equipment by its flex.

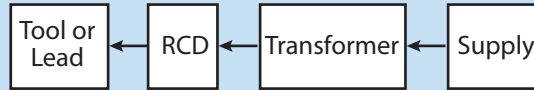
If using a transformer to provide power, ensure that the total power load is less than 75% of the transformers power rating.

 To reduce the risk of electric shock, use a suitable RCD (Residual Current-Operated Device) available from HSS Hire.

Siting an RCD

When used with a transformer an RCD will only protect the user if fitted between the transformer and the tool being used.

An RCD fitted between the power supply and the transformer only protects up to the transformer.



Ensure the power socket is switched OFF before plugging into the power supply

GETTING STARTED

Position lights with care - somewhere they wont easily be knocked over and where they wont dazzle drivers.

Where applicable splay out and level the tripod legs.

Uncoil the lights flex, point the lamp in the required direction and raise the mast to the required height. Loosen the appropriate thumbscrews, then re-tighten them to secure the lamp when satisfied.

Coil excess leads neatly but loosely, close to the power supply and away from the work area where people cant trip over it.

Now plug the light into its power supply, switch on and check that it works. In case of difficulty contact HSS Hire.

EQUIPMENT CARE

Never use the floodlight for anything other than its intended purpose. if it will not do what you want, contact HSS Hire for advice.

Never expose the light to excessive moisture, dust or dangerous/corrosive chemicals.

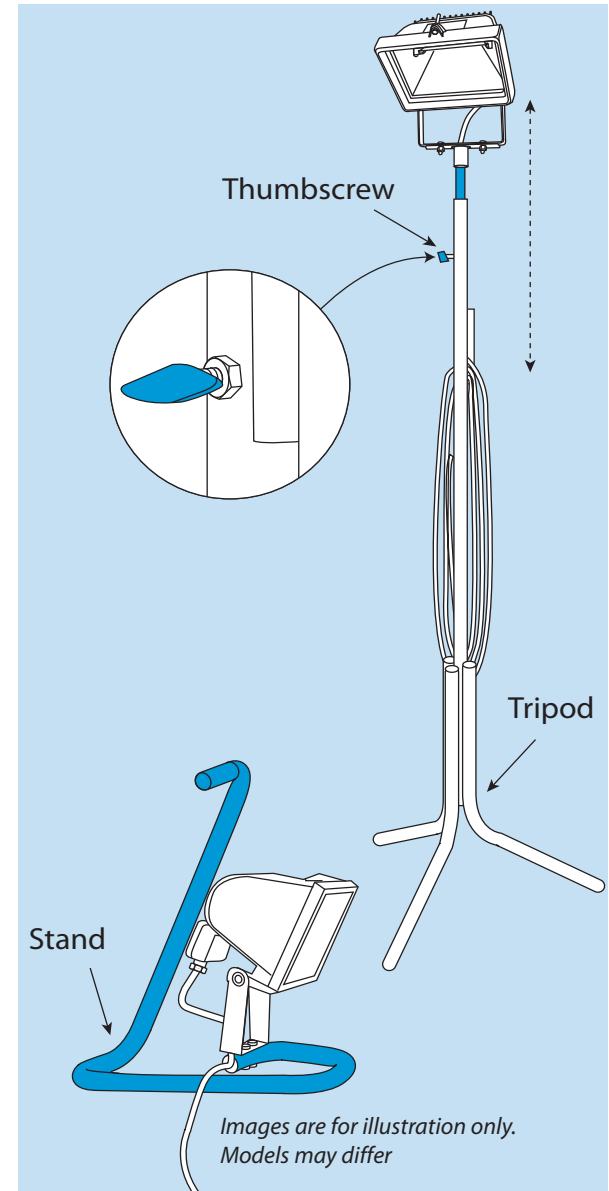
Keep the light clean. You will find it less of a chore if you clean it regularly, rather than wait until the end of the hire period.

Handle the light with care. Never over tighten or cross thread thumbscrews or fittings and remember that even site lighting will be damaged by rough treatment.

Always switch OFF and unplug the equipment before making adjustments to it.

When not in use, store the equipment somewhere clean, dry and safe from theft.

IDENTIFIER



FINISHING OFF

Having switched OFF and unplugged the light, wait for it to cool before packing, ready for return. Fold up any tripod or mast. Finally neatly coil the flex ready for return to HSS Hire.