


# HSS Hire



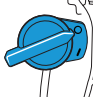
## Lawn Scarifier

Petrol driven lawn scarifier designed to aerate the ground and remove thatch, weeds and moss in a single operation.



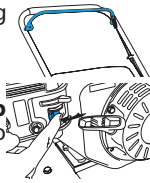
Code 62316

To stop the engine release the operating lever.



Switch the ignition to OFF.  
Turn the fuel tap to OFF.

Wait for the blades to stop rotating before attempting to move the machine.



### EQUIPMENT CARE

**Never push the equipment beyond its design limits.** If it will not do what you want with reasonable ease and speed, assume you have the wrong equipment for the job. Contact your local HSS Hire for advice.

**Keep the equipment clean** - you will find this less of a chore if you clean it regularly, rather than wait until the end of the hire period.

**When not in use, store the equipment somewhere clean, dry and safe from thieves.**

### FINISHING OFF

**Turn the engine switch to the OFF position and close the fuel tap. Wait for the blades to stop rotating.**

Give the unit a final clean up ready for return, to your local HSS Hire.



#### ... have you been trained

The law requires that personnel using this type of equipment must be competent and qualified to do so. Training is available at HSS Training Solutions 03457 66 77 99

#### ...any comments?

If you have any suggestions to enable us to improve the information within this guide please e-mail your comments or write to the Safety Guide Manager at the address below e-mail: [safety@hss.com](mailto:safety@hss.com)

©HSS Hire Service Group Ltd 2020 No. 554/03

76 Talbot Road, Old Trafford, Manchester, M16 0PQ

[www.hss.com](http://www.hss.com)

