

# PR 2-HS A12 ROTATING LASER QUICK GUIDE

The tool automatically levels itself within a range of  $\pm 5$  and can be used horizontally or for slopes. It is designed to be used by a single person for determining, transferring and checking references in the horizontal and inclined planes.

## Horizontal:

Press the on / off button. The auto-levelling LED blinks green. The laser switches on, the beam begins to rotate and as soon as the tool has levelled itself the “auto levelling” LED lights stop blinking.

Detailed instructions (including setting up the slope) can be found in the tool’s instruction manual.

## Box contents:

- |   |                                 |   |                                       |
|---|---------------------------------|---|---------------------------------------|
| 1 | 1x Rotating laser PR 2-HS A12   | 4 | 1x Battery charger C 4/12-50 230V box |
| 2 | 1x Laser receiver PRA 20        | 5 | 1x Battery pack B 12/2.6              |
| 3 | 1x Laser receiver holder PRA 83 | 6 | 1x Case PR 2-HS A12                   |



**\*Please note all contents must be present when hired out and returned. Missing items will be subject to charges.**

# Know Your Symbols

HSS have created clear Icons to inform the hirer of their responsibilities towards the safe use of hire equipment.

These are designed to reduce the amount of different safety information labels required for each product for hire.

## General use PPE / Warning

Clearly marked minimum PPE will be visible on all equipment,



Correct PPE must be worn




HAV Hand Arm Vibration



Danger Rotating blade



Danger Hot exhaust



Danger Electric shock



Caution Abrasive Wheel



Caution Finger trap

## Fuel and Supply Types



Pe Petrol



Di Diesel



2t 2 - Stroke Petrol



EI Electric

## Safe Procedures

All hirers must understand and respect the safe procedures of all equipment.

It is the responsibility of the hirer to maintain and return the equipment in a clean condition and good working order.



Ro Read OPS Guide



Ou Outdoor Use only



HI Heavy Lifting



Cd Check Oil daily




Cf Check Fuel daily



Cw Check Water daily



Bc Battery Care



Sh Safe Height Working



Swl Refer to Data Plate




V Check Power Voltage Data Plate

## Electrical Safety

Safe wiring procedures.



Ea Must be Earthed Class 1



Doi Double Insulated Class 2



Enl Earth Live Neutral Wire Coding

## Return Responsibility

Charges apply to equipment returned dirty and damaged.



Cc Cleaning Charge



Rc Repair Charge