

at your local HSS Hire for advice.

Keep the equipment clean. This is less of a chore if you clean up regularly rather than waiting until the end of the hire period.

Never wheel this type of equipment over rough ground. It damages the equipment and could prove to be extremely dangerous.

When not in use, store the equipment somewhere clean, dry and safe from thieves.

Safe Working Loads

Equipment Type	Maximum Safe Working Load
Step Climbing barrow	50Kg
Combination Trolley	200Kg



... have you been trained

The law requires that personnel using this type of equipment in the workplace must be competent and qualified to do so.
Training is available at HSS Training
0845 766 7799

...any comments?

If you have any suggestions to enable us to improve the information within this guide please e-mail your comments or write to the Safety Guide Manager at the address below
e-mail: safety@hss.com

©HSS Hire Service Group Ltd 2020 No. 777/02


76 Talbot Road, Old Trafford, Manchester, M16 0PQ

www.hss.com

777/02

Operating & Safety Guide 777

HSS Hire



Step Climbing Trolley and Combination Truck

A selection of trucks & trolleys,
for moving a variety of items.



Code 70460/90



GENERAL SAFETY




For advice on the safety and suitability of this equipment contact your local HSS Hire.


This equipment has been designed to be used by an able bodied adult. If you suffer from either a temporary or permanent disability, you must seek expert advice before using this equipment.

Keep children, animals and bystanders away from the work area.

This equipment should only be used by a competent person who has read and understood these instructions.

  Never use this equipment if you are ill, feeling tired, or under the influence of alcohol or drugs.

   Wear practical, protective clothing, gloves and footwear. Avoid loose garments and jewellery that could get in the way of the work, tie back long hair.

 This equipment is capable of transporting heavy objects, always get help lifting items onto the trolley/truck.

Never exceed the maximum safe working load for the equipment.

Never use the equipment to carry people even if their weight is within the maximum permitted loading.

Check that the equipment is in good working order before use.

Never leave a load unattended.

Ensure the work area is well lit.

Use the equipment only on firm, level ground. When moving loads keep to a sensible pace. If you go too fast, or if you try to wheel a heavy load down a slope, it could run away with you.

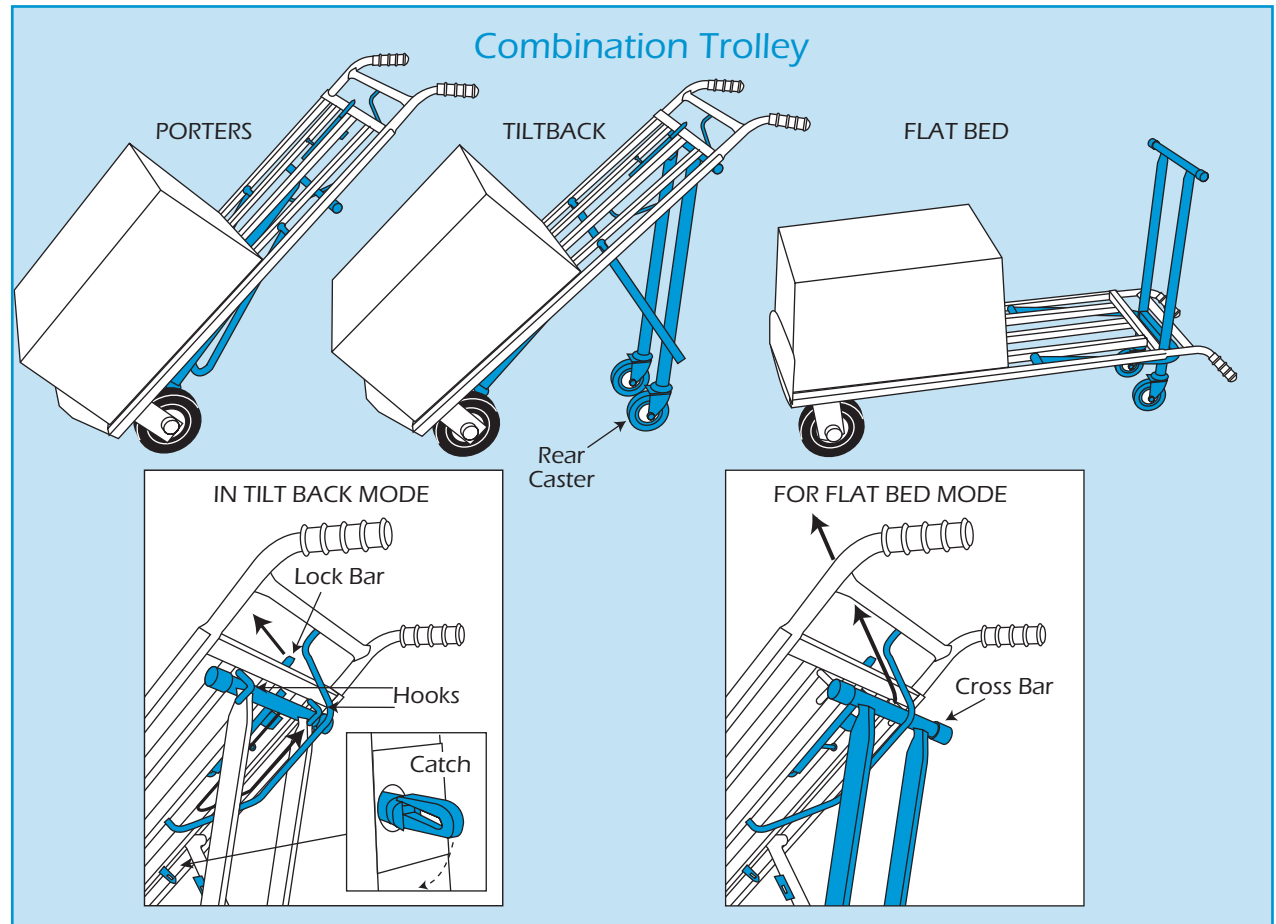
GETTING STARTED

If using a COMBINATION TROLLEY...

As supplied, it can be used as a porter's trolley for light loads.

For heavy loads, tilt the trolley back onto the rear castors. Hinge out the back frame (it's held by a catch) and lock its cross-bar under the hooks on the main frame. Ensure the hinged locking bar on the main frame engages to hold it in place.

For the heaviest loads, convert the trolley into a 'flat-bed'. Release the locking bar, slide the cross-bar from under the hooks and up towards the main hand grips until it slips through the trolley's main frame. Lower the frame completely flat and adjust the cross-bar to form a



towing handle.

If using a STEP CLIMBING TROLLEY...

Unclip the bed by lifting the catch at the top of the frame and lower carefully.

BASIC TECHNIQUES

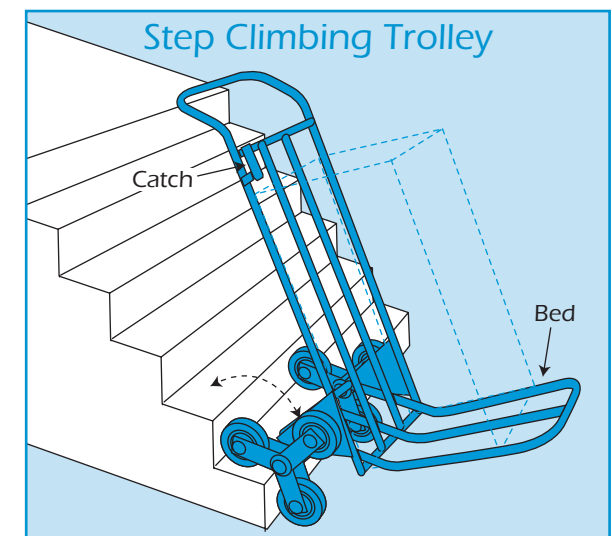
When loading and unloading, make sure that the weight is evenly distributed or the load may overbalance.

Place the load as far back on the bed as possible and centre it across the width.

It is advisable to strap the load to the unit before attempting to tilt back on the wheels.

EQUIPMENT CARE

Never try to push the equipment beyond its design limits. If it will not do what you want with reasonable ease, assume it is the wrong equipment for the job. Ask



Know Your Symbols

HSS have created clear Icons to inform the hirer of their responsibilities towards the safe use of hire equipment.

These are designed to reduce the amount of different safety information labels required for each product for hire.

General use PPE / Warning

Clearly marked minimum PPE will be visible on all equipment,



Correct PPE must be worn



HAV Hand Arm Vibration



Danger Rotating blade



Danger Hot exhaust



Danger Electric shock



Caution Abrasive Wheel



Caution Finger trap

Fuel and Supply Types



Pe
Petrol



Di
Diesel



2t
2 - Stroke Petrol



EI
Electric

Safe Procedures

All hirers must understand and respect the safe procedures of all equipment.

It is the responsibility of the hirer to maintain and return the equipment in a clean condition and good working order.



Ro
Read OPS Guide



Ou
Outdoor Use only



HI
Heavy Lifting



Cd
Check Oil daily



Cf
Check Fuel daily



Cw
Check Water daily



Bc
Battery Care



Sh
Safe Height Working



Swl
Refer to Data Plate




V
Check Power Voltage Data Plate

Electrical Safety

Safe wiring procedures.



Ea
Must be Earthed Class 1



Doi
Double Insulated Class 2



Enl
Earth Live Neutral Wire Coding

Return Responsibility

Charges apply to equipment returned dirty and damaged.



Cc
Cleaning Charge



Rc
Repair Charge