

Datasheet

Sealed Lead-Acid Battery General Purpose Specification

537-5422(6V4.0Ah)


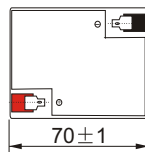
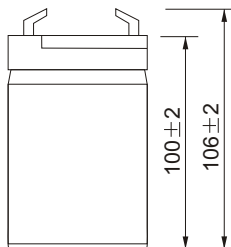
Cells Per Unit	3
Voltage Per Unit	6
Capacity	4.0Ah@20hr-rate to 1.80V per cell @25°C
Weight	Approx 0.74 kg
Max. Discharge Current	60A (5 sec)
Internal Resistance	Approx 45mΩ
Operating Temp. Range	Discharge : -15~50°C (5~122°F) Charge : 0~40°C (32~104°F) Storage : -15~40°C (5~104°F)
Nominal Operating Temp. Range	25±3°C (77±5°F)
Float charging Voltage	6.75 to 6.9 VDC/unit Average at 25°C
Recommended Maximum Charging Current Limit	1.2A
Equalization and Cycle Service	7.2 to 7.5 VDC/unit Average at 25°C
Self Discharge	The batteries can be stored for more than 6 months at 25°C. Self-discharge ratio less than 3% per month at 25°C. Please charge batteries before using.
Terminal	T1
Container Material	A.B.S. (UL94-HB), Flammability resistance of UL94-V0 can be available upon request.

Applications

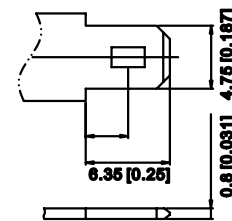
- ◆ All purpose
- ◆ Uninterruptable Power Supply (UPS)
- ◆ Electric Power System (EPS)
- ◆ Emergency backup power supply
- ◆ Emergency light
- ◆ Railway signal
- ◆ Aircraft signal
- ◆ Alarm and security system
- ◆ Electronic apparatus and equipment
- ◆ Communication power supply
- ◆ DC power supply
- ◆ Auto control system

Dimensions

Unit: mm Dimension: 70(L)×47(W)×100(H)×106(TH)



Terminal T1



Constant Current Discharge Characteristics : A (25 °C)

Amps

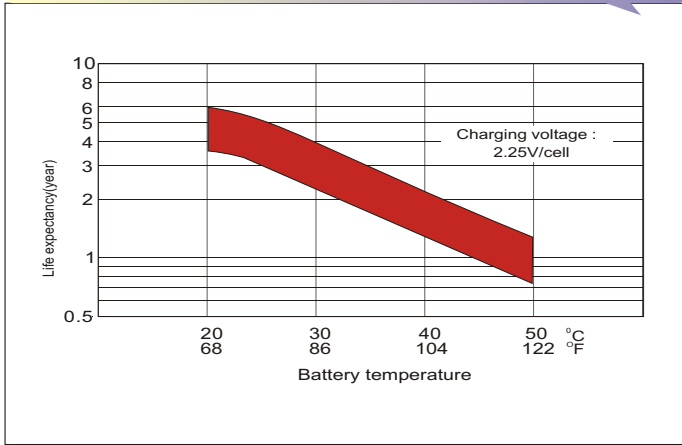
F.V/Time	5min	10min	15min	20min	30min	45min	1h	2h	3h	4h	5h	6h	8h	10h	20h
1.85V/cell	7.68	5.35	4.42	3.83	3.07	2.36	1.93	1.18	0.899	0.739	0.627	0.543	0.432	0.359	0.198
1.80V/cell	9.44	6.39	5.12	4.33	3.40	2.58	2.08	1.25	0.945	0.777	0.654	0.567	0.448	0.372	0.200
1.75V/cell	11.2	7.22	5.65	4.72	3.63	2.74	2.19	1.31	0.979	0.801	0.672	0.581	0.460	0.379	0.202
1.70V/cell	12.7	7.97	6.11	5.06	3.82	2.84	2.28	1.36	1.01	0.821	0.689	0.595	0.467	0.386	0.206
1.65V/cell	14.0	8.57	6.46	5.32	3.98	2.95	2.38	1.40	1.04	0.838	0.704	0.607	0.475	0.391	0.208
1.60V/cell	14.7	8.93	6.74	5.48	4.09	3.02	2.43	1.45	1.06	0.859	0.718	0.619	0.485	0.398	0.210

Constant Power Discharge Characteristics : W (25 °C)

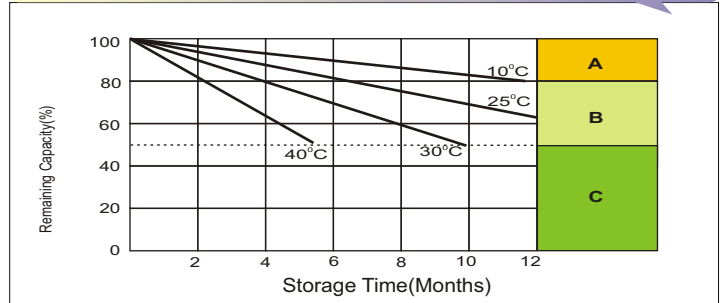
Watts

F.V/Time	5min	10min	15min	20min	30min	45min	1h	2h	3h	4h	5h	6h	8h	10h	20h
1.85V/cell	14.5	10.2	8.49	7.42	5.99	4.63	3.81	2.34	1.79	1.47	1.26	1.09	0.869	0.724	0.400
1.80V/cell	17.6	12.0	9.76	8.33	6.59	5.02	4.07	2.47	1.87	1.54	1.30	1.13	0.896	0.745	0.402
1.75V/cell	20.6	13.5	10.7	9.00	6.99	5.30	4.26	2.56	1.92	1.58	1.33	1.15	0.914	0.755	0.403
1.70V/cell	23.1	14.7	11.4	9.59	7.29	5.47	4.42	2.65	1.97	1.61	1.35	1.17	0.922	0.763	0.408
1.65V/cell	25.1	15.6	12.0	9.96	7.53	5.65	4.57	2.71	2.01	1.63	1.38	1.19	0.933	0.770	0.412
1.60V/cell	26.0	16.1	12.3	10.2	7.67	5.72	4.64	2.78	2.05	1.66	1.40	1.21	0.947	0.779	0.412

Effect of Temperature on Long Term Float Life

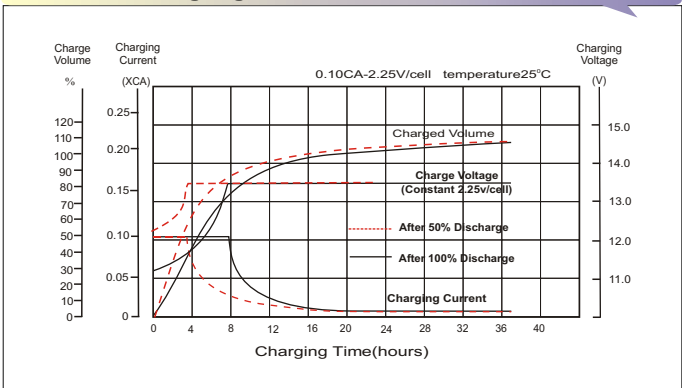


Self Discharge Characteristics

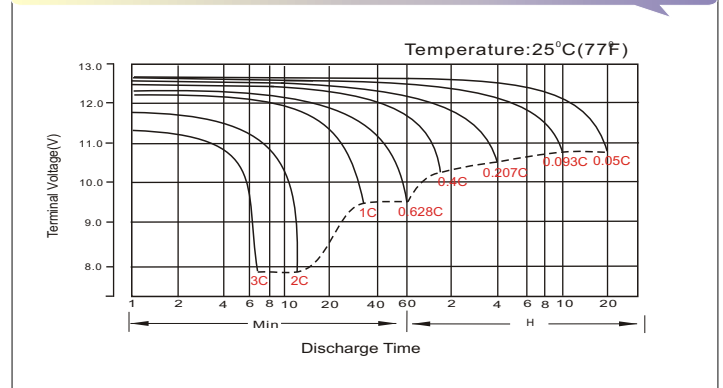


- A** No supplementary charge required (Carry out supplementary charge before use if 100% capacity is required.)
- B** Supplementary charge required before use. Optional charging way as below:
 1. Charged for above 3 days at limited current 0.25CA and constant voltage 2.25V/cell.
 2. Charged for above 20 hours at limited current 0.25CA and constant voltage 2.45V/cell.
 3. Charged for 8-10 hours at limited current 0.05CA.
- C** Avoid this storage period unless regular Top charge. Supplementary charge may often fail to recover the full capacity

Float Charging Characteristics



Discharge Characteristics



Available Capacity Subject to Temperature

Battery Type	-20°C	-10°C	0°C	5°C	10°C	20°C	25°C	30°C	40°C	45°C
AGM Battery 6V&12V	46%	66%	76%	83%	90%	98%	100%	103%	107%	109%

Discharge Current VS. Discharge Voltage

Final Discharge Voltage V/cell	1.80V	1.75V	1.60V
Discharge Current (A)	(A) ≤ 0.2C	0.2C < (A) < 1.0C	(A) ≥ 1.0C

Charge the batteries at least once every six months, if they are stored at 25°C.

Charging Method:

Constant Voltage	-0.2Cx2h+2.4~2.45V/Cellx24h, Max. Current 0.3CA
Constant Current	0.1C until the voltage reaching 7.2V, then 0.1Cx4h

Maintenance & Cautions

Float Service:
◆ It is recommended to check battery/Float voltage each month.
Equalisation charge:
◆ Equalisation charging is recommended once every 3 to 6 months using.
◆ Discharge 100% rated capacity.
◆ Charge 2.35v/cell constant voltage, maximum 0.3CA 24hrs.
Cyclic Service:
◆ Temperature compensation for varying temperatures:
- Charge voltage -3mV/Cell/degC from 25degC norm.
◆ The service life of your battery will be affected by:
- The number of discharge cycles, depth of discharge, ambient temperature and charging voltage.